

OVERVIEW of BIO-WASTE RECYCLING in EU



Based on:



Comprehensive survey in 2021



<https://cutt.ly/D1ceQ2u>



CirBioWaste




Co-funded by the European Union


OVERVIEW of BIO-WASTE RECYCLING in EU



EUROPEAN COMPOST NETWORK - ECN



 **Vision** Living well within the limited resources of the planet and respecting the organic cycle


 **Mission** Leading the organic recycling industry through our focus on separate collection of biowaste, quality assurance for compost and digestate and to keep our soils healthy

Values

-  Care
-  Internet & Networking
-  Simplicity

Pillars

-  Quality Assurance
-  Advocacy
-  Market
-  Innovation


Circularity & Sustainability is at the heart of everything we do

67 Members from 28 European Countries

≈ 48 M tpa Treatment Capacity

> 4.500 Composting & Anaerobic Digestion Plants



CirBioWaste



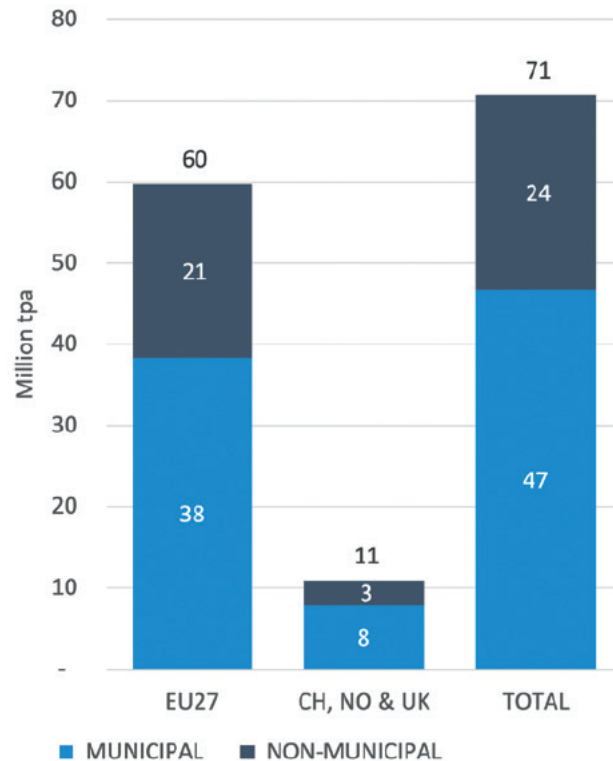
Co-funded by the European Union

OVERVIEW of BIO-WASTE RECYCLING in EU

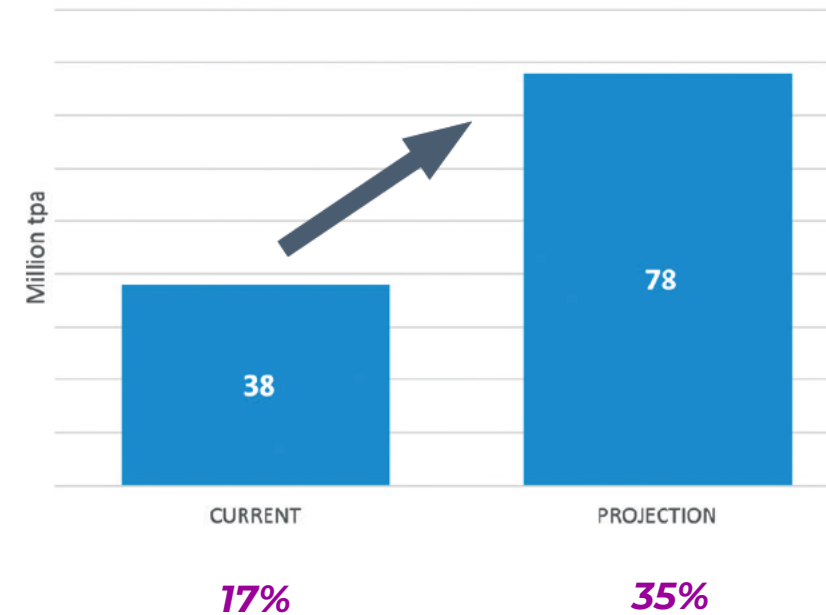


➤ Amount of bio-waste sent to recycling facilities

QUANTITIES OF MUNICIPAL AND NON-MUNICIPAL BIO-WASTES COLLECTED AND TREATED



PROJECTION TO MEET THE EU'S 65% MSW RECYCLING TARGET (35% BIO-WASTE)

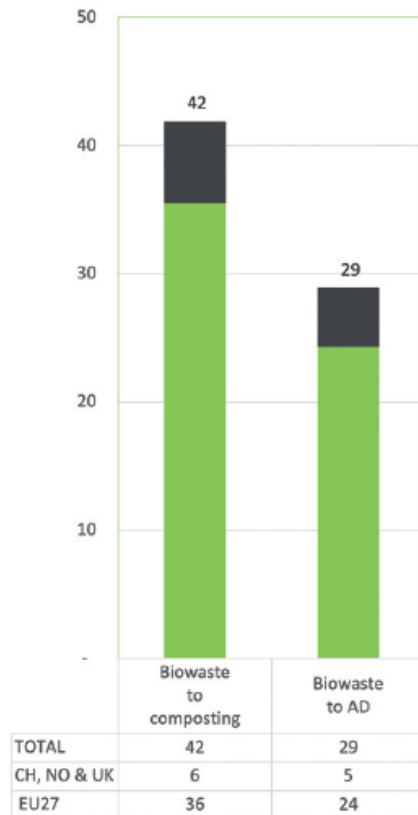


OVERVIEW of BIO-WASTE RECYCLING in EU

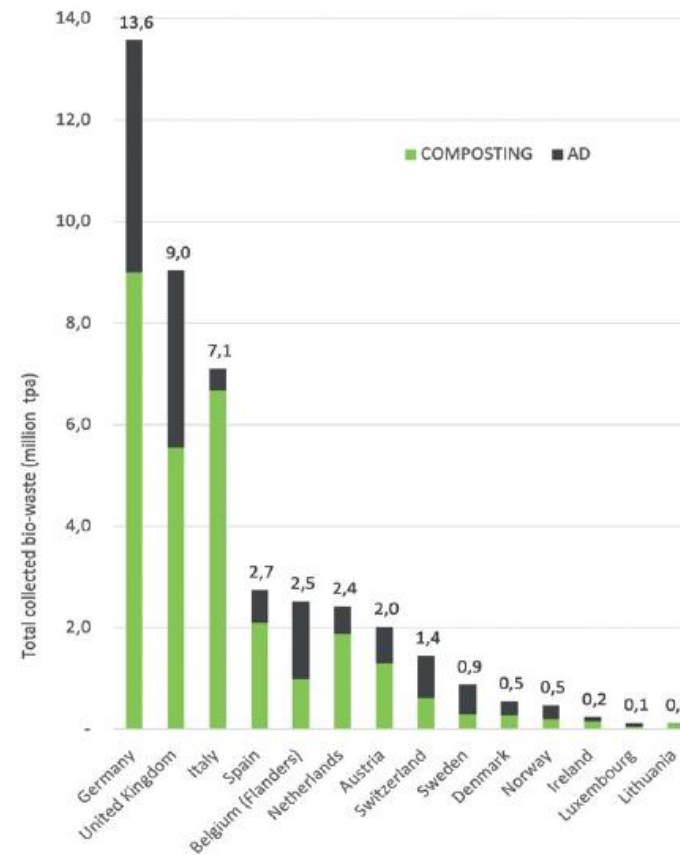


➤ Bio-waste recycling facilities

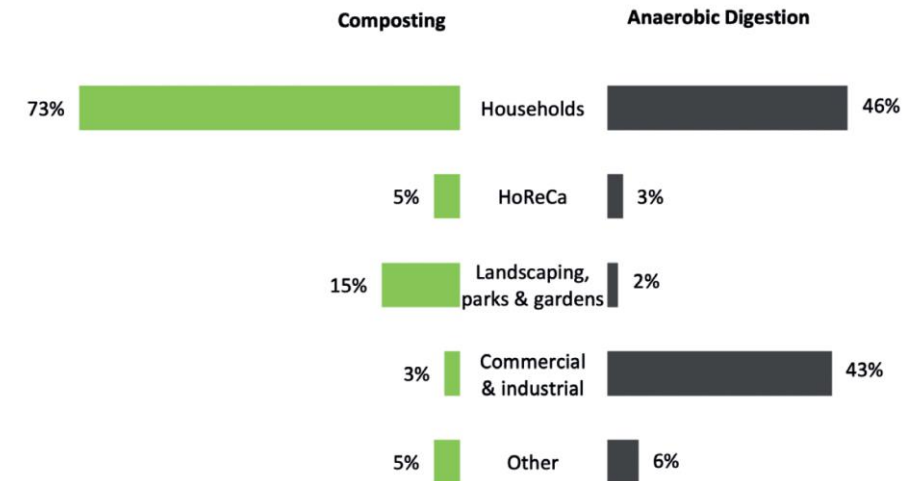
QUANTITIES OF BIO-WASTE SENT TO COMPOSTING & ANAEROBIC DIGESTION (Mt per year)



QUANTITIES OF TREATED BIO-WASTE IN SURVEYED COUNTRIES (Mt per year)



SOURCES OF BIO-WASTE (% mass)

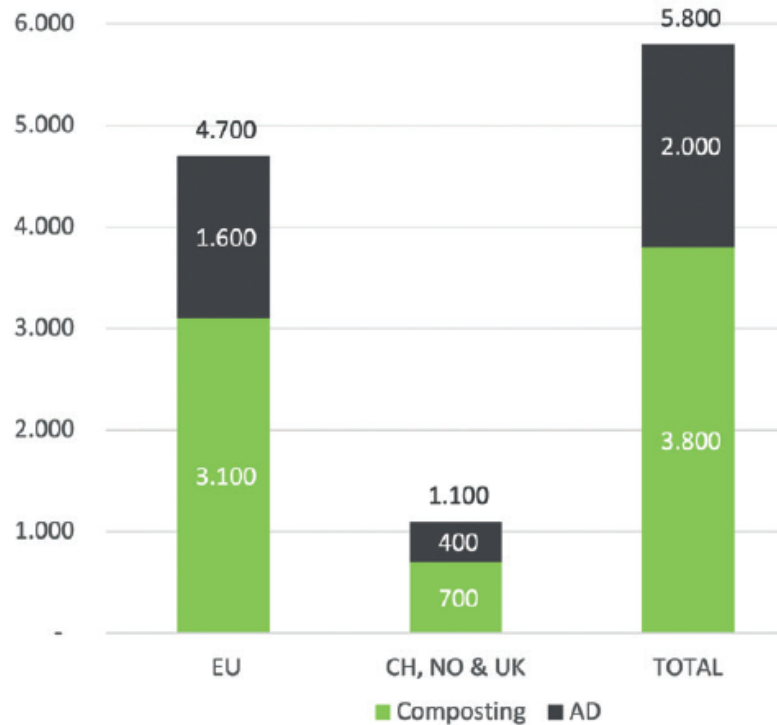


OVERVIEW of BIO-WASTE RECYCLING in EU



➤ Bio-waste recycling facilities

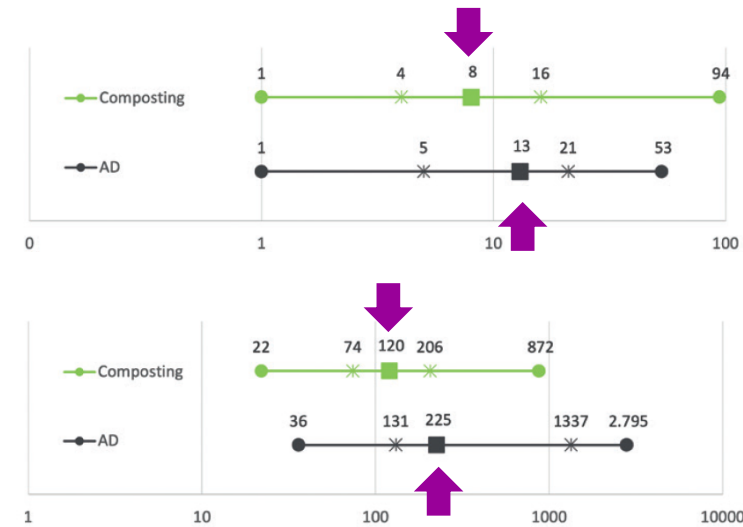
ESTIMATE NUMBER OF RECYCLING FACILITIES



THOUSAND TONNES PER FACILITY
(minimum ●, 25 percentile *, median ■, 75 percentile * & maximum ●)

THOUSAND CAPITA PER FACILITY
(minimum ●, 25 percentile *, median ■, 75 percentile * & maximum ●)

PLANT CAPACITY AND PEOPLE SERVED




OVERVIEW of BIO-WASTE RECYCLING in EU

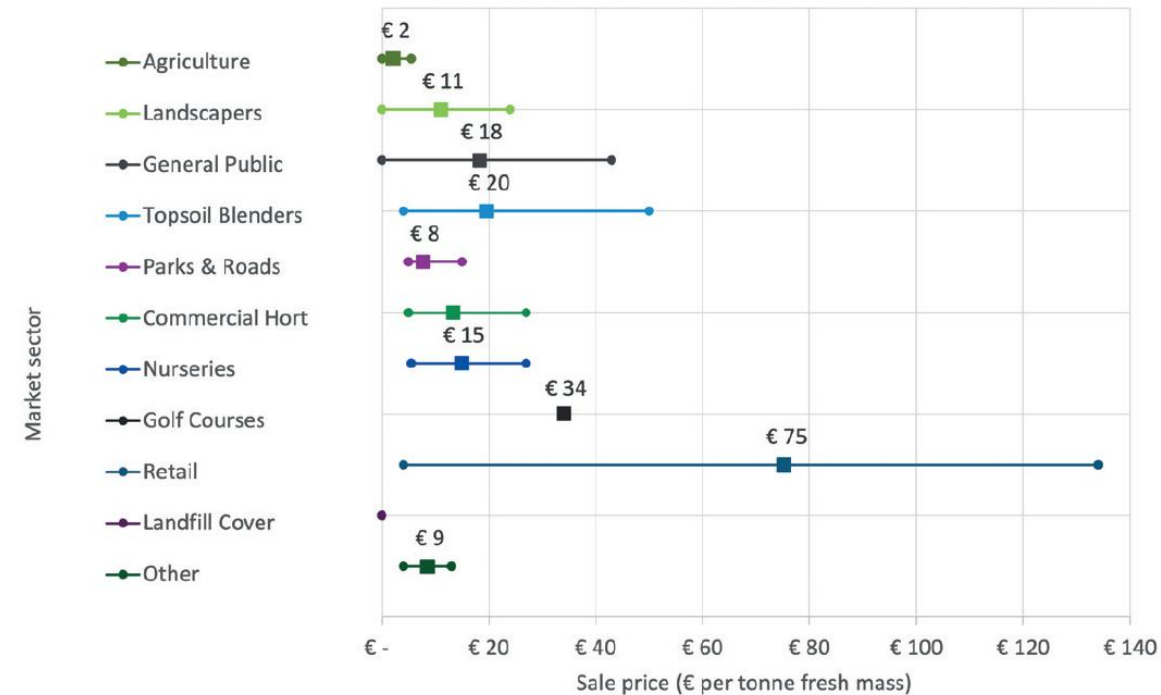


➤ Markets for final products

MARKET SECTOR FOR COMPOST AND DIGESTATE



MINIMUM, MEAN AND MAXIMUM COMPOST PRICES (EUROS PER TONNE; FRESH MASS)





CirBioWaste

**Interreg
Euro-MED**



**Co-funded by
the European Union**



<https://cutt.ly/D1ceQ2u>

Thank you!

Eva Lopez

Consorzio Italiano Compostatori

lopez@compost.it

<https://cirbiowaste.interreg-euro-med.eu>

Follow our project on:

